

## High-Performance Mini-PC Barebone with Intel® Core™ i7-930 processor

So fast and small! This version of the Shuttle XPC SX58H7 Pro comes with an Intel® Core™ i7-930 Processor in the LGA1366 package. It supports up to 16 GB of DDR3 memory, based on an X58 Express platform. The Shuttle XPC Barebone SX58H7 C1 also supports high-end graphics cards with two additional power connectors (6+8 pins). The inclusion of USB 3.0, Serial-ATA 3.0 and two Gigabit LAN ports make sure the bandwidth bottleneck of older standards is overcome. There is also a host of different easy-to-access connectors on both the front and back panel. Finally, the 80-PLUS-certified 500W power supply guarantees reliable performance.

## XPC Barebone SX58H7 C1



**Included:  
Intel® Core™ i7  
Processor**



Images for illustration purposes only.

Feature Highlights	
<b>H7 chassis</b>	<ul style="list-style-type: none"> <li>Black aluminium chassis</li> <li>Drive bays: 1x 5.25", 2x 3.5"</li> </ul>
<b>Chipset</b>	<ul style="list-style-type: none"> <li>Intel X58 Express + ICH10R</li> </ul>
<b>CPU</b>	<ul style="list-style-type: none"> <li><b>This Barebone System includes the Intel Core i7-930 processor.</b> (2.80/3.06GHz, 4 Cores, 8 Threads, 8MB Cache, 130W TDP, LGA1366)</li> <li>Shuttle I.C.E. Heatpipe cooling</li> </ul>
<b>Slots</b>	<ul style="list-style-type: none"> <li>2x PCI-Express x16 (v2.0) Supports Ati CrossFire &amp; NVIDIA SLI</li> <li>Mini-PCI-Express x1</li> </ul>
<b>Memory</b>	<ul style="list-style-type: none"> <li>Supports 4x DDR3-1066/1333/1600(OC)*</li> <li>Supports Triple Channel + 1</li> <li>Up to 16 GBytes total size</li> </ul>
<b>Drive connectors</b>	<ul style="list-style-type: none"> <li>2x SATA 6Gbps, 2x SATA 3Gbps (internal)</li> <li>2x External SATA (1x front, 1x rear)</li> <li>Supports RAID, NCQ, eSATA power supply</li> </ul>
<b>Other connectors</b>	<ul style="list-style-type: none"> <li>7.1-ch HD-audio with S/PDIF output</li> <li>Dual GigaBit LAN (supports Teaming)</li> <li>2x USB 3.0 (front)</li> <li>10x USB 2.0 (1x front, 8x rear, 1x onb.) One front USB is combined with eSATA</li> </ul>
<b>Power supply</b>	<ul style="list-style-type: none"> <li>500 Watt mini power supply</li> <li>80 PLUS Bronze compliant</li> <li>6 and 6+2 pin graphics power</li> </ul>
<b>Application</b>	<ul style="list-style-type: none"> <li>Performance</li> </ul>

Product name: **SX58H7 C1**  
Order No.: **PC-SX58H7**



## Shuttle XPC Barebone SX58H7 C1 –Product Features



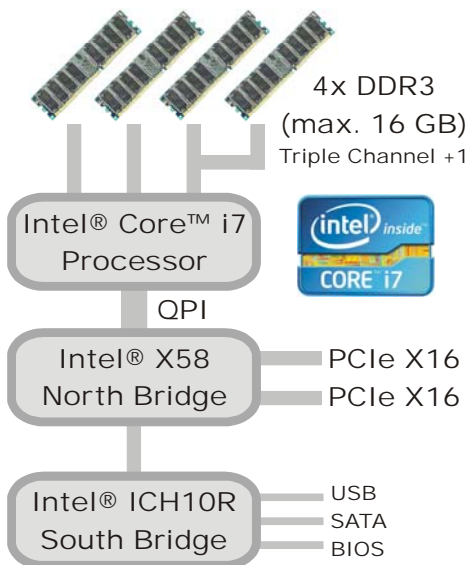
### The H7 chassis design: a clean and modern look

Shuttle has always placed great emphasis on the interior and exterior aesthetics of the XPC, with the belief that a good blend of style and form factor allows the XPC to be attractive, versatile, and work well in almost any environment. The chassis and case cover are made of aluminium and come with a sleek brushed metal front fascia. The drives and front panel connectors are elegantly hidden by drive doors for superior style and visual appeal..



### Small, but easy to install

Shuttle XPCs offer the performance of a desktop PC at a third of the size while using standard desktop components. Shuttle keeps the concept of being "futureproof" in mind when designing the new H7 chassis. The meticulously designed internal layout features pre-routed cables to reduce clutter, increase airflow and make the installation of components easy.



### Based on new Intel Nehalem architecture

The Shuttle XPC Barebone SX58H7 C1 is based on the new core microarchitecture, codenamed Nehalem that brings some major changes not only to the processor architecture, but also the system architecture. These are most significant changes:

- The memory controller has moved from the chipset to the processor and features a triple channel DDR3 interface.
- The Intel® QuickPath Interconnect (QPI) replaces the legacy front side bus between processor and chipset.



### Including Intel Core i7 processor with Socket 1366

The Shuttle XPC Barebone SX58H7 C1 features socket 1366 with the Intel® Core™ i7 processors which come in a native quad- or six-core design where all CPU cores sit on the same silicon die and share a massive level 3 cache. In addition, each core supports Hyper-threading making them even more powerful and more efficient at multi-tasking than other CPUs.



### Integrated Cooling Engine (I.C.E.)

Shuttle XPCs offer the performance of a desktop PC at a third of the size. In order to ensure proper airflow inside such a small case, more advanced cooling technologies have been developed and implemented in the Shuttle XPC. Shuttle's industry-leading I.C.E. heatpipe technology delivers efficient cooling and is exceptionally quiet.



### What is a Barebone?

The Shuttle XPC Barebone SX58H7 C1 consists of a stylish case with pre-installed mainboard, power supply unit (PSU) and cables. Despite its small form factor it offers outstanding connectivity, functionality and performance. For a full PC system, memory, hard disk, graphics card and operating system need to be added. Shuttle XPC Barebones are completely customizable meaning users can pick certain components by their own choice to ideally match their individual needs.



### USB 3.0 Superspeed

The Shuttle XPC Barebone SX58H7 C1 sports two USB 3.0 ports at the front panel and eight USB 2.0 ports at the back panel. USB 3.0 achieves a maximum data rate of up to 5.0Gbps (640MBytes/sec), which is ten times faster than USB 2.0. USB 3.0 is fully compatible to USB 2.0, but not USB 1.1. At first sight USB 3.0 connectors seem no different to USB 2.0 connectors, USB 3.0 connectors have five more pins placed deep inside the connector cover. USB 2.0 can provide a maximum of 500 mA to the USB device while it's 900 mA for USB 3.0. which is particularly important for portable hard drives. USB 3.0 also comes with better power saving options, so your USB powered devices will consume less when idle.



### SATA 3.0 with up to 6 Gbit/s speed

The Shuttle XPC Barebone SX58H7 C1 has two onboard Serial ATA ports Revision 3.0 delivering super-fast 6Gbps link speeds for twice the data transfer rates of SATA Revision 2.0 (3 Gbps). A move from SATA 3 Gbit/s to SATA 6 Gbit/s allows the new generation of Solid-State Drives (SSDs) to work at their full speed. As for standard hard disks (HDDs), reading times from their built-in DRAM cache will be faster too..



### Supports Dual-Slot Graphics Cards

Despite the small housing, the Shuttle XPC Barebone SX58H7 C1 is capable of running dual-slot (double-height) PCI Express graphics cards. Please refer to the support list on [global.shuttle.com](http://global.shuttle.com) for detailed support information.



### Supports up to 16GB of DDR3 memory

The Shuttle XPC Barebone SX58H7 C1 supports up to 16GB DDR3-1333 memory which is ideal for workstations powered by 64-bit operating systems, enabling users to take full advantage of high-performance configurations.



### 500W power supply with 80 PLUS BRONZE logo

The Shuttle XPC Barebone SX58H7 C1 is equipped with a rock-stable 500W power supply which has been tested with the latest graphics cards and powerful Intel Xeon processors. Its 80 Plus Bronze logo indicates that it provides more than 82/85/82% of energy efficiency at 20/50/100% of rated load which reduces energy consumption and increases the computer's reliability.



### Reasonably low power consumption

Despite its punch-packing performance, the Shuttle XPC Barebone SX58H7 C1 keeps power draw at a reasonable level. With Intel's 6-Core processor, Core i7 980X at 3.33GHz, ATI Radeon HD5870, 6GB DDR3 RAM, DVD writer, SSD and Windows 7 it only consumes 101W in idle mode and 252W under full load.



### External Serial ATA ports on front and back panel

In addition to the eSATA port at the back panel, the SX58H7 C1 also comes with one eSATA port at the front panel for plugging in high-speed external hard-drives. The eSATA interface is up to three times faster than USB 2.0.



### Supports RAID functionality

This Shuttle XPC Barebone provides two 3.5" bays for Serial-ATA hard disks that can also be configured in RAID mode, e.g. a fast RAID 0 stripe set or a redundant RAID 1 array. This would be the ideal solution to enhance hard disk performance or data back up protection without the extra costs of add-on cards.

Remark: the current RAID driver currently supports the 3G ports only.



### eSATA with External Power

The back panel provides two external Serial ATA ports and a power port. The included cables make it a snap to connect two external hard drive to the XPC. An eSATA interface is up to six times faster than USB 2.0/Firewire.

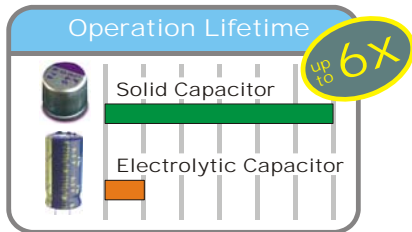


**Dual Gigabit LAN with Teaming Support**

This Shuttle XPC Barebone also features two high-speed Gigabit LAN ports. The teaming function allows for grouping both available network adapters together to work as one single adapter - a method to set up a virtual LAN. The benefit of this approach is to enable load balancing and failover.

**HD Audio capabilities**

The Shuttle XPC Barebone SX58H7 C1 supports 7.1 channel audio via four analog stereo audio ports or the optical S/PDIF out.



**Solid Capacitors**

By using all-solid capacitors (except the audio part) Shuttle mainboards are long-life and provide industry leading stability and reliability. The average lifespan of one solid capacitor is more than six times greater than the more common and less expensive electrolytic capacitors.

\*) Overclocking Warning: Please note there is a certain risk involved with overclocking, including adjusting the setting in the BIOS or using third-party overclocking tools. Overclocking may affect your system stability or even cause damage of the components and devices of your system. It is done at your own risk and expense. Shuttle cannot be held responsible for possible damage caused by overclocking.


## Shuttle XPC Barebone SX58H7 C1 for ultimate performance

### Supports dual-slot graphics cards

The Shuttle XPC Barebone SX58H7 C1 supports large dual-slot graphics cards that occupy two slots. Please note, that in this case the second slot cannot be used for further expansion cards.

### Maximum Dimensions: 267mm(L) x 98mm(H) x 34mm(D)

Despite the small cube format, Shuttle XPCs still support very large graphics cards. Please note, that graphics cards with the same model number may differ in size.



### Is the 500W power supply sufficient?

Yes. The highly-efficient 500W power supply is especially designed to meet the requirements of a fully-equipped SX58H7 C1 with Intel's 4/6 core processor, high-end graphics card, 16GB DDR3 RAM, Blu-ray disk writer and two hard disks.



### Graphics card power connectors

As the processing power of video cards has increased, so has their demand for electrical power. Since the PCI-Express connection is limited to supplying 75 Watt at maximum, the power supply of the SX58H7 C1 provides a combination of 6-pin (75W) and 6+2-pin (150W) Molex power connectors in order to deliver sufficient energy for reliable operation of the latest high-end graphics cards.



### Compatibility list

Please find compatible components such as processors and graphics cards on the support list at [global.shuttle.com](http://global.shuttle.com). Please note that only a limited choice of components available on the market can be tested. Naturally, the list is kept up to date and extended constantly when new components become available.



**NVIDIA GeForce**  
 GTX 580 GDDR5 1.5G,  
 GTX280, GTX260, GTX465,  
 Quadro FX 1800 / FX 580,...

**ATI Radeon**  
 HD5870, HD5850 HD5770,  
 HD5750, HD4870, HD4850, ...

### Supports two graphics cards

The Shuttle XPC Barebone SX58H7 C1 provides two PCI Express x16 Version 2.0 slots that can be fitted with two single-slot graphics cards. Such can be used for 4-monitor operation or work in a team in ATI CrossFire™ or NVIDIA SLI mode to deliver ultimate gaming performance.



## Shuttle XPC Barebone SX58H7 C1 Specifications

<b>Chassis</b>	<p>H7-type aluminum chassis, color: black</p> <p>Storage bays: 1 x 5.25", 2 x 3.5" (1 internal)</p> <p>Stealthed drive doors</p> <p>Dimensions: 32.6 x 20.8 x 18.9/19.6 cm (LWH) without/with rubber feed</p> <p>Volume: 12.8 litres</p> <p>Weight: 4.2 kg net / 5.5 kg gross</p>
<b>Mainboard</b>	<p>Mainboard FX58 Pro, Shuttle form factor</p> <p>Chipset: Intel X58 Express (codenamed Tylersburg) + ICH10R (I/O Controller Hub)</p> <p>Solid Capacitors for excellent heat resistance and enhanced system durability, much better than aluminum electrolytic capacitors</p>
<b>Power Supply</b>	<p>500 Watt mini PSU, AC input voltage: 100~240V</p> <p>80PLUS Bronze certified (&gt;82/85/82% energy efficiency at 20/50/100% load)</p> <p>Active PFC circuit (Power Factor Correction)</p> <p>ATX power connectors: 20 pin + 8 pin (12V)</p> <p>Graphics card power connector: 6 pin (75W) and 6+2 pin (150W)</p> <p>Other connectors: 3x SATA, 2x Molex, 1x Floppy</p>
<b>Processor Support</b>	<p>The Shuttle XPC Barebone SX58H7 C1 includes the following processor:</p> <p><u>Intel® Core™ i7-930</u></p> <p>2.80/3.06 GHz, 4 Cores, 8 Threads, 8M Cache, 45nm, 130W TDP, LGA1366</p>
<b>Processor Cooling</b>	<p>Shuttle Integrated Cooling Engine (I.C.E.) with efficient heat-pipe technology</p>
<b>Memory Support</b>	<p>4 x 240 pin slots, supports 3+1 channel configuration (Triple Channel)</p> <p>Supports DDR3-1066/1333 SDRAM memory (PC3-8500/10600)</p> <p>Supports DDR3-1600 (PC3-12800) in overlocking mode *)</p> <p>Max. 4 GB per DIMM, up to a total size of 16 GB</p> <p>Warning: DIMMs with voltage over 1.65V may damage your CPU.</p> <p>Shuttle recommends to install the DIMMs with voltage setting below 1.6V.</p>
<b>Expansion Slots</b>	<p>2x PCI-Express x16 Version 2.0 expansion slots for x16 graphics cards (full 16 lanes each slot)</p> <p>Supports Dual Graphics card by ATI CrossFireX™ or NVIDIA SLI™ Technology.</p> <p>Two graphics cards can be used to enable 4-monitor-operating or ATI CrossFireX™ / NVIDIA SLI™ mode for leading-edge gaming performance.</p> <p>Supports two single-slot or one double-width graphics card.</p> <p>1x Mini-PCIe x1 slot for an optional WLAN module</p>
<b>8-channel Audio</b>	<p>7.1 channel High Definition Audio with Realtek ALC888 codec</p> <p>Analog audio: line-out (8-ch), line-in, microphone, Audio AUX-in (onboard)</p> <p>Digital audio: optical S/PDIF output</p>

<p><i>Dual Gigabit LAN</i></p>	<p>Dual Gigabit Network Controller                  2x RJ45 connectors supports Teaming-Mode**)                   Realtek 8111E Ethernet network controller                  IEEE 802.3u 1000Base-T compliant                  Supports 10 / 100 / 1.000 MBit/s operation                  Supports Wake-on-LAN</p>
<p><i>Drive connectors</i></p>	<p>2x internal Serial-ATA, 6 Gbit/s data transfer rate                  2x internal Serial-ATA, 3 Gbit/s data transfer rate                  2x external Serial-ATA, 3 Gbit/s data transfer rate (1x front, 1x rear)                  Power connector for eSATA hard disks (incl. cable)                  Intel Matrix Storage Technology enabled striping and mirroring                  Supports RAID mode 0 or 1                  Note: the Raid driver currently supports the 3G ports only.                  Supports AHCI und Native Command Queuing (NCQ)</p>
<p><i>Front panel connectors</i></p>	<p>Microphone                  Headphone (Line-out)                  2x USB 3.0                  eSATA / USB 2.0 combo port                  Power button                  Power LED indicator                  HDD LED indicatorBack</p>
<p><i>Back panel connectors</i></p>	<p>8x USB 2.0                  2x GigaBit LAN (RJ45)                  1x External Serial ATA Hotplug (eSATA)                  Power connector for eSATA hard disks (incl. cable)                  8-ch Audio line-out (2x front, 2x rear, bass/center, surround/back)                  Audio Line-in                  Digital audio: optical S/PDIF output                  Clear CMOS button</p>
<p><i>Onboard connectors</i></p>	<p>1x USB 2.0 (1x5 pin header)                  2x fan connectors (4 pins and 3 pins)                  1x Digital Audio S/PDIF output (3 Pins, occupied)                  1x Audio AUX input (analog)                  1x RS-232 COM port (2x5 pin header)</p>
<p><i>Accessories</i></p>	<p>Driver DVD ROM                  Quick Installation Guide (multi-language)                  2x SATA cables (pre-installed)                  External SATA (eSATA) cable                  One 2x2 pin power cable for eSATA hard disks                  1x Power cord                  Screws                  Heatsink compound</p>



### **\*) Overclocking Warning**

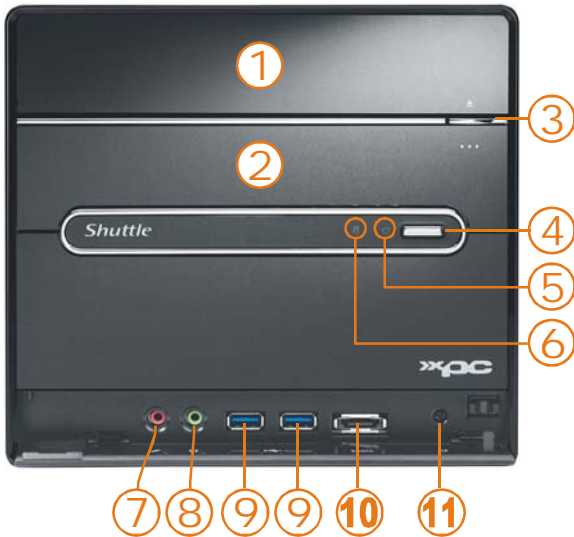
Please note there is a certain risk involved with overclocking, including adjusting the setting in the BIOS or using third-party overclocking tools. Overclocking may affect your system stability or even cause damage of the components and devices of your system. It is done at your own risk and expense. Shuttle cannot be held responsible for possible damage caused by overclocking.

### **\*\*\*) Teaming Mode**

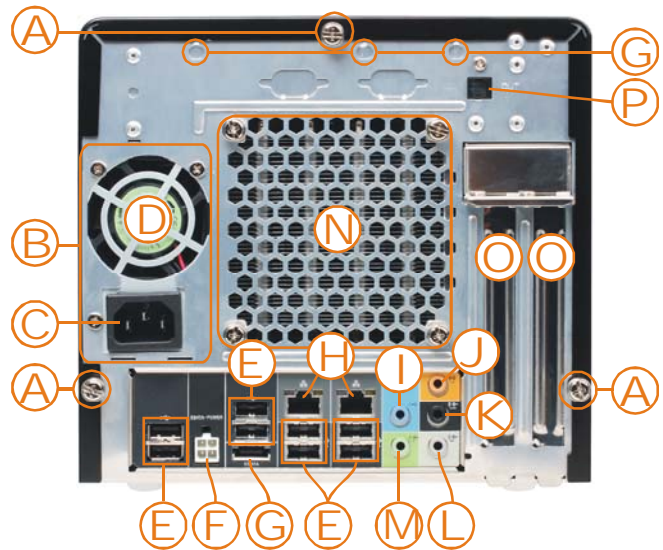
The teaming function allows for grouping both available network adapters together to work as one single adapter - a method to set up virtual LAN. The benefit of this approach is to enable load balancing and failover.

Shuttle XPC Barebone SX58H7 C1 – Connectors and Components

Front Panel



Back Panel



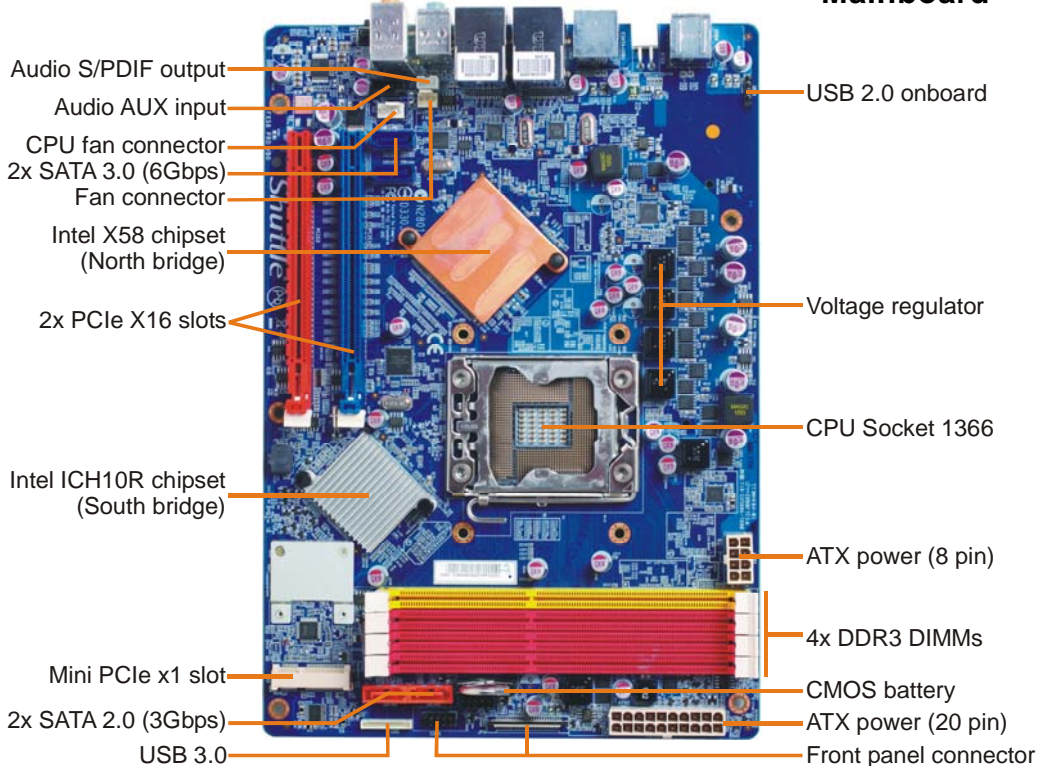
- 1 5.25" bay for optical drive
- 2 3.5" bay
- 3 Eject button
- 4 Power switch
- 5 Power LED
- 6 Hard disk LED
- 7 Microphone input
- 8 Headphone output
- 9 USB 2.0 port
- 10 eSATA+USB combo port
- 11 Reset Button

- A Three thumbscrews
- B Power supply (PSU)
- C AC power socket
- D Power supply fan
- E 8x USB 2.0 ports
- F Power output for eSATA
- G eSATA port
- H Dual Gigabit LAN

- I Audio Line-in
- J Audio Center/Bass
- K Audio Surround-Back
- L Audio Surround-Side
- M Audio Surround-Front
- N Heat-pipe cooling fan
- O 2x PCIe X16 slots
- P Optical S/PDIF output

Back Panel

Mainboard



- Audio S/PDIF output
- Audio AUX input
- CPU fan connector
- 2x SATA 3.0 (6Gbps)
- Fan connector
- Intel X58 chipset (North bridge)
- 2x PCIe X16 slots
- Intel ICH10R chipset (South bridge)
- Mini PCIe x1 slot
- 2x SATA 2.0 (3Gbps)
- USB 3.0

- USB 2.0 onboard
- Voltage regulator
- CPU Socket 1366
- ATX power (8 pin)
- 4x DDR3 DIMMs
- CMOS battery
- ATX power (20 pin)
- Front panel connector